

SMD Power Inductor

0640CDMCC/DS



Recommended Type

Description

- Metal compound molding type construction
- Magnetically shielded
- Low audible core noise
- Suitable for large current
- L×W×H: 7.4×6.8×4.0mm Max.
- Product weight: 1.0g (Ref.)
- Moisture Sensitivity Level: 1
- RoHS compliance and Halogen free available



Environmental Data

- Operating temperature range: -55°C~+125°C (including coil's self temperature rise)
- Storage temperature range: -55°C~+125°C

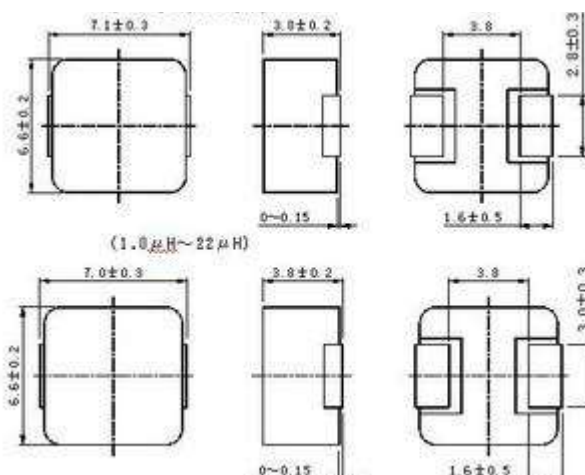
Packaging

- Carrier tape and reel packaging.
- 1,000pcs per reel.

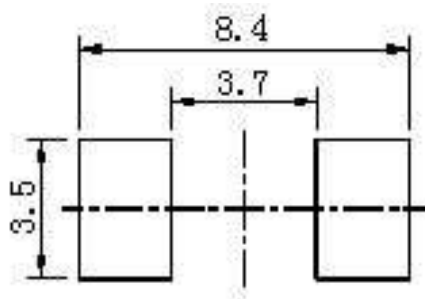
Applications

- Ideally used in notebook, ultrabook, tablet PC, LCD display, Server application
- High current, POL converters
- Low profile, high current power supplies
- Battery powered devices
- DC/DC converter in distributed power systems

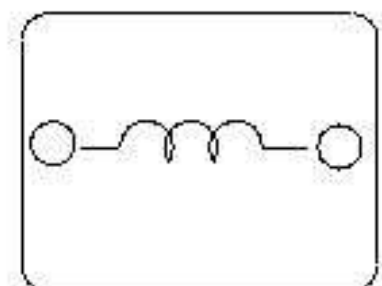
Dimension - [mm]



Recommended Land pattern - [mm]



Wire Connection



Note: This specification is subject to change without notice. Please contact your nearest sales office for updated information when placing an order.

SMD Power Inductor

0640CDMCC/DS



Electrical Characteristics

Part Number	Inductance [Within] (μ H) ※1	D.C.R. at 20°C (A) Max. (Typ.) (m Ω)	Saturation Current (A) Max. (Typ.) ※2	Temperature Rise Current (A) (Typ.) ※3
0640CDMCCDS-R15MC	0.15 \pm 20%	0.73 (0.66)	42.50 (50.00)	(45.00)
0640CDMCCDS-R36MC	0.36 \pm 20%	1.70 (1.50)	22.50 (26.50)	(27.00)
0640CDMCCDS-1R0MC	1.00 \pm 20%	6.80 (5.50)	13.50 (16.00)	(15.00)
0640CDMCCDS-1R5MC	1.50 \pm 20%	8.20 (6.80)	9.70 (11.50)	(14.00)
0640CDMCCDS-2R2MC	2.20 \pm 20%	10.80 (8.60)	9.40 (11.00)	(12.00)
0640CDMCCDS-3R3MC	3.30 \pm 20%	21.50 (18.00)	8.50 (10.00)	(8.00)
0640CDMCCDS-4R7MC	4.70 \pm 20%	35.00 (29.00)	8.00 (9.50)	(5.70)
0640CDMCCDS-6R8MC	6.80 \pm 20%	45.50 (37.50)	6.00 (7.00)	(5.00)
0640CDMCCDS-100MC	10.00 \pm 20%	68.50 (57.00)	5.20 (6.20)	(4.20)
0640CDMCCDS-150MC	15.00 \pm 20%	89.00 (74.50)	3.90 (4.60)	(3.80)
0640CDMCCDS-220MC	22.00 \pm 20%	133 (110)	3.20 (3.80)	(3.30)

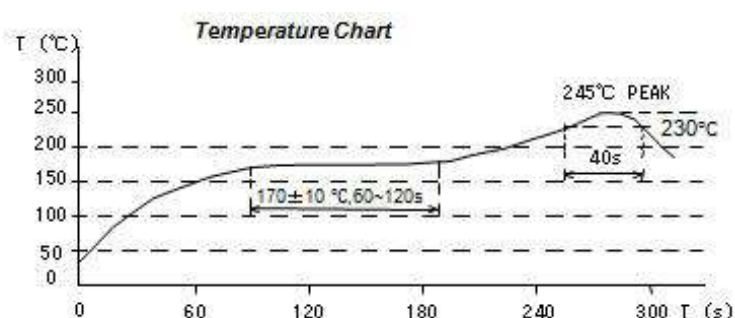
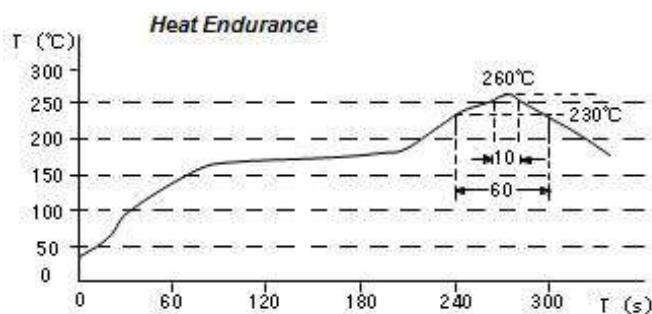
※1 Measuring frequency Inductance at 100kHz 1V.

※2 Saturation current: This indicates the value of D.C. current when the inductance becomes 30% lower than its initial value.

※3 Temperature rise current: The actual value of D.C. current when the temperature of coil becomes

$\Delta T=40^{\circ}\text{C}$ ($T_a=25^{\circ}\text{C}$). (Test board condition: FR4, Copper= $70\mu\text{m}$, four-layer PWB $t=1.6\text{mm}$)

Solder Reflow Condition



SMD Power Inductor

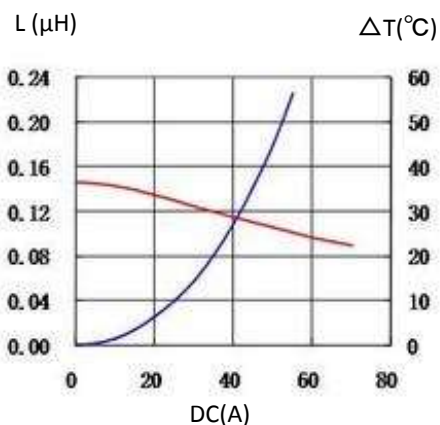
0640CDMCC/DS



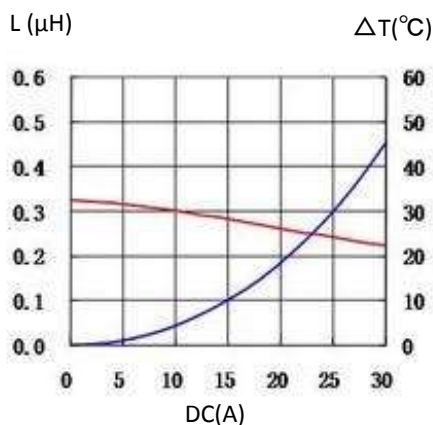
Saturation Current & Temperature Rise Graph

— L (20°C) — ΔT

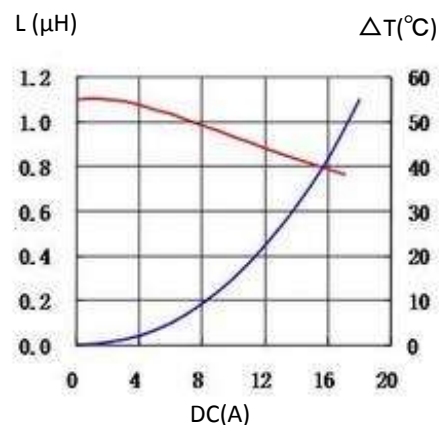
1. 0640CDMCCDS-R15MC



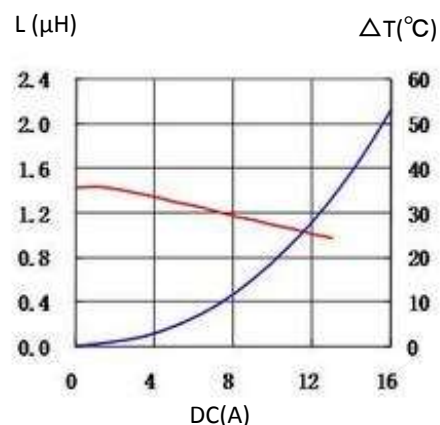
2. 0640CDMCCDS-R36MC



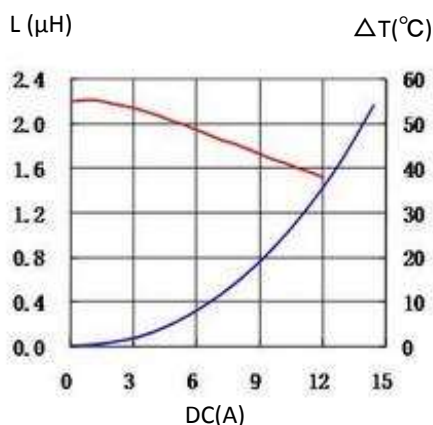
3. 0640CDMCCDS-1R0MC



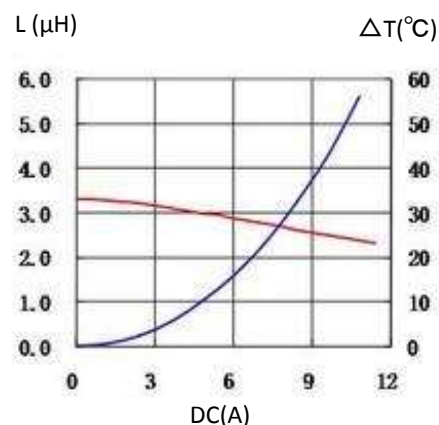
4. 0640CDMCCDS-1R5MC



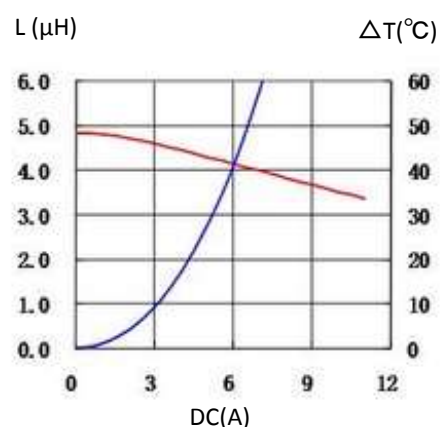
5. 0640CDMCCDS-2R2MC



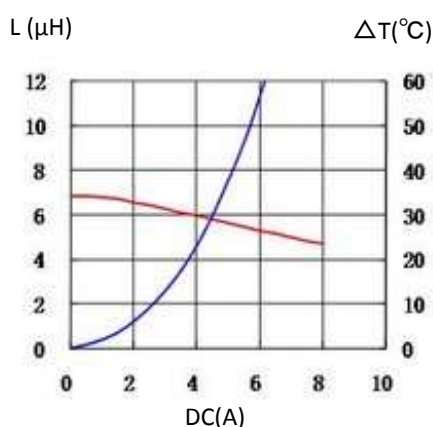
6. 0640CDMCCDS-3R3MC



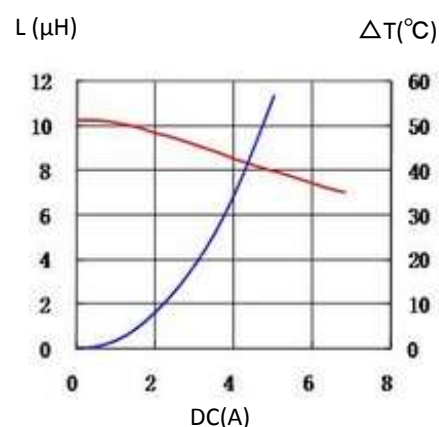
7. 0640CDMCCDS-4R7MC



8. 0640CDMCCDS-6R8MC



9. 0640CDMCCDS-100MC



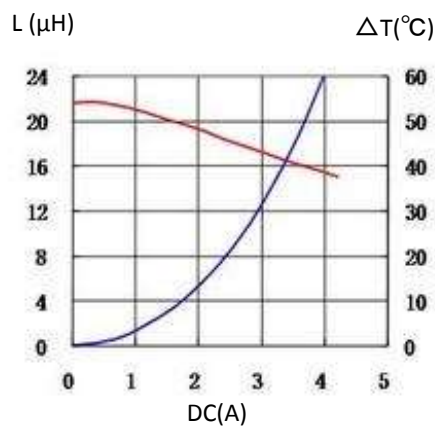
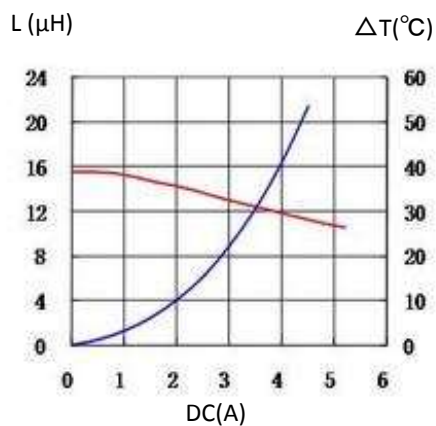
SMD Power Inductor

0640CDMCC/DS



10. 0640CDMCCDS-150MC

11. 0640CDMCCDS-220MC



For sales office information, please [click here](#) to visit our website.